

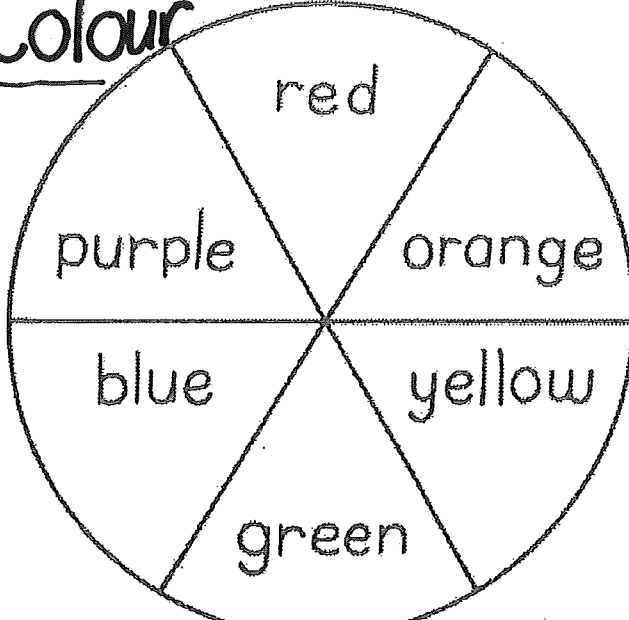






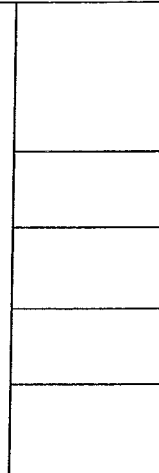


What I will learn in Art in Year One

Year Level Description

Students explore specific ideas as an inspiration to create original artwork. They continue to explore materials and are introduced to the visual element of space, while continuing to develop skills in shape, colour, line and texture. Students experiment with a variety of media, materials and techniques when creating artwork.

Students present artwork that communicate ideas to specific audiences.

As they make and respond to artwork, students express feelings and ideas about artwork they view and make.

Making			Responding
<div>Ideas- exploring</div> <div>Colour</div> <div></div> <div><div>Primary</div><div></div><div>Secondary</div><div></div></div>	<div>Shape</div> <div></div>	<div>Line</div> <div></div> <div>Texture</div> <div></div>	<div>I can talk about types of art and where it is displayed</div> <div>I can express feelings and ideas about artworks I view and make</div>
<div>Skills - experimentation with</div> <div><ul style="list-style-type: none">shape (familiar shapes; simple 2D shapes, geometric shapes)colour (primary colours, secondary colours + mixing to make secondary colours)line (curved, straight, wavy, zigzag, broken, jagged, dashed)</div> <div></div>	<div><ul style="list-style-type: none">texture (familiar objects, changes in texture, transfer of texture)drawingcollagecolour mixingprintmaking</div>	<div></div>	<div>Me</div>
<div>Production</div> <div><ul style="list-style-type: none">I can create 2D and 3D artworks using the elements and techniques to communicate an idea</div> <div></div>	<div><ul style="list-style-type: none">I can use a variety of techniquesI can share artworks with others</div> <div></div>		

Name - _____ Room - _____

ABA Productions ©