

# What I will learn in Art in Year Two

## Year Level Description

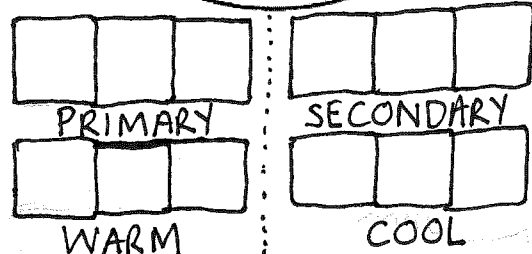
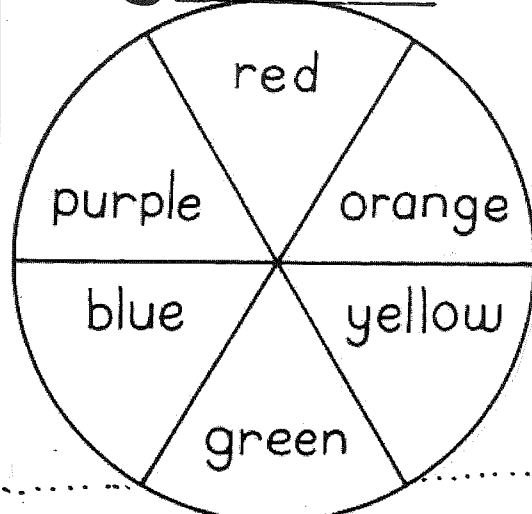
Students explore how communicating messages and ideas can be used as inspiration to create artwork. They begin to select appropriate media and technologies and further experiment with the visual elements of shape, space, colour, line and texture. Students are introduced to the concept of audience as they learn to present artwork that communicates messages and ideas to an audience.

As they make and respond to artwork, students identify how the elements are used and explore why people make art.

## Making

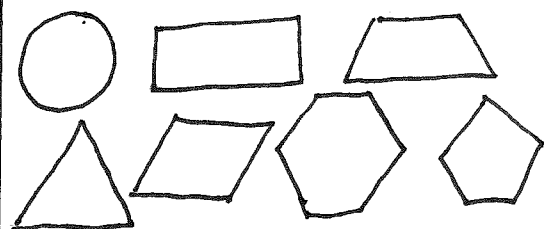
**Ideas** - exploring & experimenting with.....

### Colour




### Shape

Which shapes Tessellate?

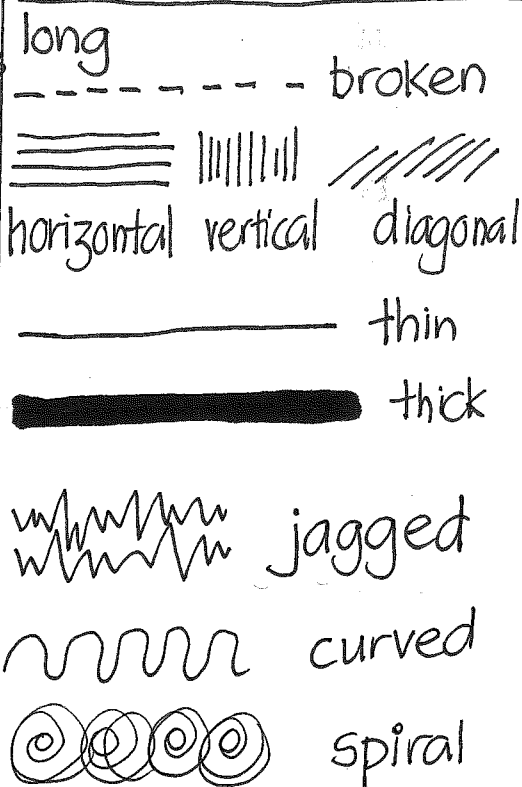


Shapes with symmetry




### Line


Short



### Texture



### Space




## Responding

I will learn the reasons why people make art


I will be able to show others my responses to artworks I view and make by identifying how the elements of shape, line, colour, space and texture are used in these artworks.

## Skills - experimentation with

- shape (familiar shapes; simple 2D shapes, geometric shapes symmetrical shapes; tessellating shapes)
- colour (primary colours, secondary colours + mixing to make secondary colours, warm, cool colours)
- line (curved, straight, wavy, zigzag, broken, jagged, dashed horizontal, vertical, diagonal, spiral; lines that show motion)



- space (background, foreground; overlapping to show depth; horizon line)
- texture (familiar objects, changes in texture, transfer of texture, different man-made and natural materials)



## Production

- I can present and display original artworks, using artistic elements and techniques to communicate ideas and messages to an audience



Name - \_\_\_\_\_ Room - \_\_\_\_\_